


Second
Edition

Pockets 1



Mario Herrera

Barbara Hojel



PEARSON
Longman

Pockets 1

Second
Edition



Mario Herrera **Barbara Hojel**



Pockets 1, Second Edition

Copyright © 2009 by Pearson Education, Inc.
All rights reserved.

No part of this publication may be reproduced, stored in a retrieval system, or transmitted in any form or by any means, electronic, mechanical, photocopying, recording, or otherwise, without the prior permission of the publisher.

Pearson Education, 10 Bank Street, White Plains, NY 10606

Staff credits: The people who made up the *Pockets, Second Edition* team, representing editorial, production, design, and manufacturing, are Rhea Banker, Iris Candelaria, Tracey Munz Cataldo, Christine Edmonds, Johnnie Farmer, Nancy Flaggman, Yoko Mia Hirano, Christopher Leonowicz, Judy Li, Linda Moser, Barbara Sabella, Susan Saslow, and Mairead Stack.

Text design: Tracey Munz Cataldo

Text composition: TSI Graphics

Text font: Frutiger Bold

Illustrations: Luis Briseno, Luis Montiel, Mari Rodriguez, and Hugo Miranda Ruiz

Photos: Page 48 (family photos) by Alison Austin; all other photographs by David Mager

PEARSON LONGMAN ON THE WEB

Pearsonlongman.com offers online resources for teachers and students. Access our Companion Websites, our online catalog, and our local offices around the world.

Visit us at **pearsonlongman.com**.

ISBN-10: 0-13-603898-0

ISBN-13: 978-0-13-603898-6

Printed in China (CTPS/07)

7 8 9 10-V0H3-13 12 11

Consultants and Reviewers

Claudia Abraham, Pekitas, Mexico City, Mexico • **Celina Aceves**, Instituto Miguel Ángel, Guadalajara, Mexico • **Laura Acosta**, Colegio Quetzal, Mexico City, Mexico • **Lilia Argumedo**, Colegio Guadalupe, Mexico City, Mexico • **Elvia Badillo Chávez**, Universidad Anáhuac, Facultad de Educación, Centro de Asesoría Pedagógica, Mexico City, Mexico • **Rosa María Buerba Villegas**, ICIF México-Universidad Anáhuac, Mexico City, Mexico • **Consuelo Cadena Soria**, Escuela Mexicana Americana, Mexico City, Mexico • **Olga Calva**, Colegio Británico, Mexico City, Mexico • **Jacqueline Castillo**, CIMAT, Mexico City, Mexico • **Yoon Joung Choi**, Ewha Language School, Seoul, Korea • **Alma Georgina Cruz**, Fernando R. Rodríguez, Mexico City, Mexico • **Ruth Cruz**, Colegio Carmel, Mexico City, Mexico • **María del Consuelo Durán**, Escuela Mexicana Americana, Mexico City, Mexico • **Rosario Escalada**, Universidad Motolinía, Mexico City, Mexico • **Blanca E. García Robledo**, Kinder John F. Kennedy, Guadalajara, Mexico • **Edgar García Ruvalcaba**, Escuela Bertha Von Glummer, Guadalajara, Mexico • **Mónica García**, Instituto Pierre Faure, Guadalajara, Mexico • **Antonietta González**, IFIMAC, Guadalajara, Mexico • **Jennifer Huerta**, Monte Rosa, Mexico City, Mexico • **Irma Isabel Izquierdo**, Colegio Leonardo Da Vinci, Cancun, Mexico • **Ruth Jasso Valtierra**, Colegio Victoria Tepeyac, Mexico City, Mexico • **Helen Jean**, Hansol GEN, EFL R & D Director, Seoul, Korea • **Ana Langerica Rentería**, Centro Escolar del Tepeyac, Mexico City, Mexico • **Eun-Mi Lee**, Mokdong SLP, Seoul, Korea • **Lorena Patricia Lizardo**, Centro Educativo los Pinos, Guadalajara, Mexico • **Laura López de la Vega**, Colegio Miraflores, León, Mexico • **María Inés López**, FORMUS, Monterrey, Mexico • **Juanita Elvira Marroquín**, Instituto Regiomontano, Monterrey, Mexico • **Lucy Miranda**, Liceo Mexicano, Monterrey, Mexico • **Gabriela Muela**, Instituto Olimpia, Monterrey, Mexico • **Aida Nájera**, Bernardo de Balbuena, Mexico City, Mexico • **Margarita Natera**, Colegio Hispano Inglés, Leon, Mexico • **Marcela Reyes**, Colegio Reims, Mexico City, Mexico • **Angélica Ríos**, Nanny, Mexico City, Mexico • **Mariana Serralde**, Centro Educativo Monteverde, Cancun, Mexico • **María Fernanda Torres Romero**, Escuela Mexicana Americana, Mexico City, Mexico • **Bertha Vázquez**, Latin American School, Monterrey, Mexico • **Lucy Vergara**, Colegio Andersen, Mexico City, Mexico

Pearson Longman would like to thank the following schools for piloting *Pockets, Second Edition*:

Colegio Anglo Francés, Monterrey, Mexico • **Colegio Cervantes Colonias**, Guadalajara, Mexico • **Colegio Euterpe**, Monterrey, Mexico • **Colegio Highlands**, Monterrey, Mexico • **Colegio Himalaya**, Monterrey, Mexico • **Colegio Hispanoamericano**, León, Mexico • **Colegio Isabel La Católica**, Monterrey, Mexico • **Colegio Mexicano**, Monterrey, Mexico • **Colegio Mi Pequeño Sol**, León, Mexico • **Colegio Miraflores**, León, Mexico • **Instituto Damicis**, Puebla, Mexico • **Instituto Godwin**, Mexico City, Mexico • **Instituto Kilimanjaro**, Monterrey, Mexico • **Instituto Leonés**, León, Mexico • **Instituto Mexicano Madero**, Campus Toledo, Puebla, Mexico • **Instituto Mexicano Madero**, Campus Zavaleta, Puebla, Mexico • **Instituto Miguel Ángel**, Guadalajara, Mexico • **Instituto Olimpia**, Monterrey, Mexico • **Irish Valley Preschool**, Monterrey, Mexico • **Kinder Andes**, Mexico City, Mexico • **Kinder Edelweiss**, Mexico City, Mexico • **Oak Hill CECVAC Preschool**, Monterrey, Mexico • **Oxford Preschool**, Mexico City, Mexico • **Pinecrest Institute**, Mexico City, Mexico

Child Reviewers

Emily Bupp (4 years old) • **Kyle Shigeo Frommer** (4 years old) • **Cole Nam** (3 years old) • **Carlos Portillo Vázquez** (3 years old) • **Karla Portillo Vázquez** (5 years old) • **Marlee Reinmuth** (5 years old) • **Melissa Rodino** (5 years old) • **Veronika J. Volcjak** (3 years old) • **Nina Marie Williams** (4 years old)

Contents

1	My Classroom	2
2	My Body	14
3	My Toys	26
4	My Family	38
5	Our Pets	50
6	My Clothes	62
7	Party Food	74
8	Around My Home	86
9	Nature Around Us	98

1

My Classroom

Listen and point. Say.







2

Warm Up




Listen, point, and say. Trace.



Presentation: glue, crayon, paper, door, chair, table



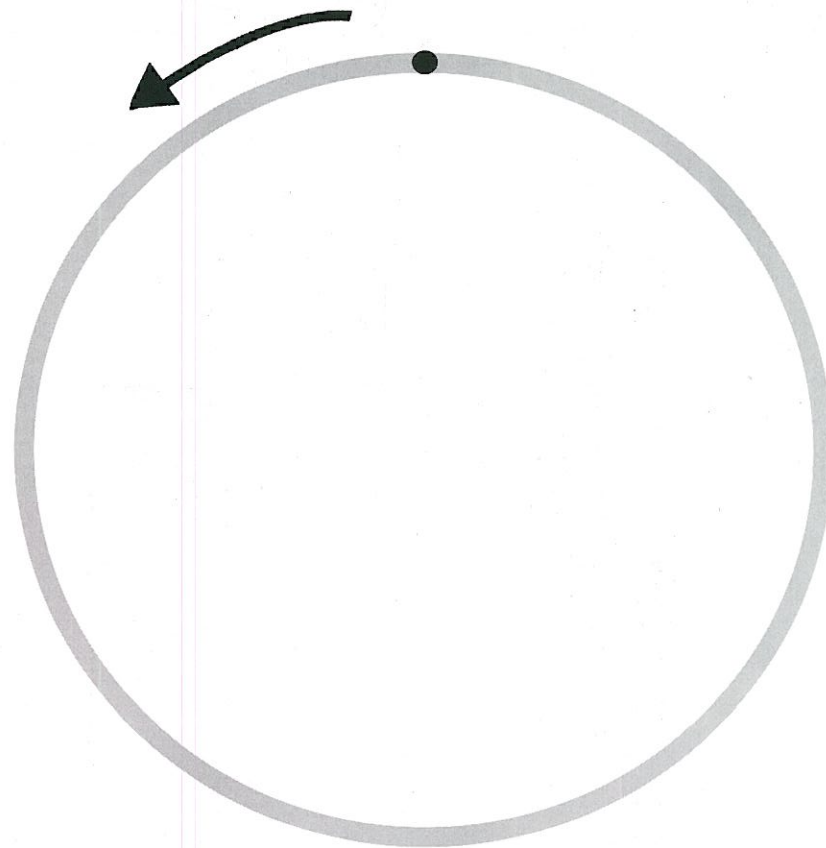
Stick and color.



Practice: red



Trace and say.



Practice: circle



Paste and say.






© Pearson Education, Inc. All rights reserved.



At School






**Look! It's a
crayon.**



It's red.




**Give me the
glue, please.**



Yes!






Color the picture frame.



My Red Door

Draw and paste. Open and close.





Play and say. Stick.

Unit 1
GOOD
JOB!



2

My Body

Listen and point. Say.



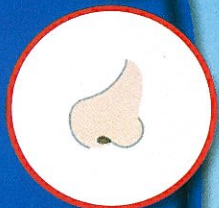





Circle the body parts. Say.




Find and point to the circles.







Trace. Draw your face.







Stick and color.





Trace and say.




Practice: blue



Paste and say.





This is fun!

© Pearson Education, Inc. All rights reserved.



Look! This is my nose.



Look! This is my mouth.



Look! These are my eyes.




Look! These are my ears.




Trace and say.

Wash Your Hands



My Stick Puppet

Draw and paste.





Point to the body parts and say. Stick.

Unit 2
GOOD
JOB!




Assessment

3

My Toys

Listen and point. Say.






Trace and say.





Paste and say.






Thank you, Mother!



My Teddy Bear



I love my teddy bear!



Oh no! My teddy is broken!



**Don't cry.
I'll fix it!**





OK.



Color the toys and say.

Share



Application: Do What's Right

Unit 3

35

My Bear




Fold, paste, and draw.





Play and say. Stick.

Unit 3
GOOD
JOB!




Assessment

4





My Family

Listen and point. Say.





Listen, point, and say. Trace.







Trace the squares.





Trace. Point and say.





Stick and color.







Say and color.



Practice: red, blue, yellow



Paste and say.



Application: Personalize with Punchouts



This is the baby.



My Family



This is my father.




Hello!



**This is my
brother.**



Hello!



**This is my
sister.**



Hello!



Paste paper on the frame.

Love Your Family



Values



Application: Do What's Right

My Family Album


Fold, paste, and draw.





Paste paper on the frame.

Love Your Family





Application: Do What's Right



My Family Album





Fold, paste, and draw.





Play and say. Stick.

Unit 4
GOOD
JOB!



5




Our Pets

Listen and point. Say.









Listen, point, and say. Trace.











Trace the triangles.






Draw a line and say.








Stick and color.








Trace and draw. Say.






Paste and say.





Good-bye!


© Pearson Education, Inc. All rights reserved.



**Hello, Sam. Look!
I have a teddy bear.**



Hello, Ann. Look!
I have a rabbit.



Hello, Ann. Hello, Sam.
Look! I have a duck.



Circle the cat. Draw another pet.

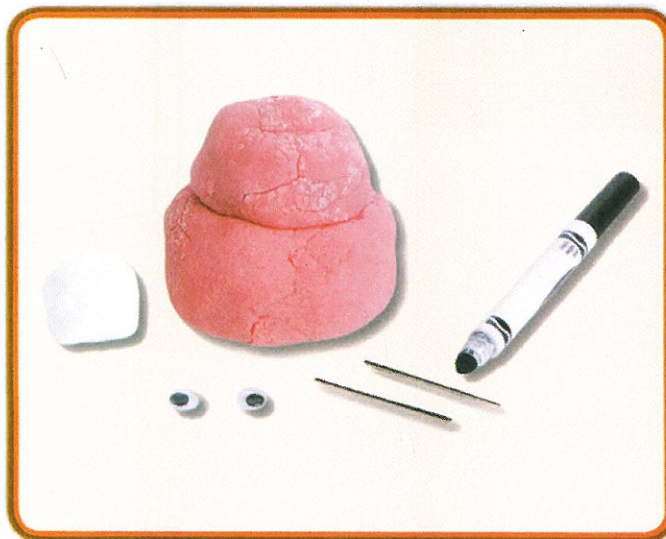
Be Kind to Pets

Values



My Rabbit


Use dough and make a pet.





Play and say. Stick.

Unit 5
GOOD
JOB!



Assessment

6

My Clothes

Listen and point. Say.



Listen, point, and say. Trace.






Trace the triangles. Find others.






Match the clothes and say.





Stick and color.






Trace and paste paper.






Paste and say.






© Pearson Education, Inc. All rights reserved.





OK! Let's go in.



Hello! What do you want?



I want a red T-shirt, please.



Color the clothes and say.

Be Helpful

Values



Application: Do What's Right

My T-Shirt

Draw and paste.





Play and say. Stick.

Unit 6
GOOD
JOB!



Assessment

7




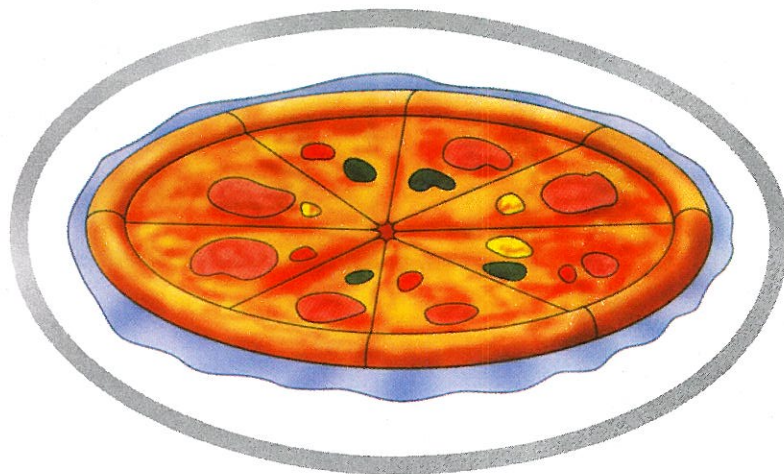
Party Food

Listen and point. Say.











Listen, point, and say. Trace.



Presentation: cake, ice cream, pizza, sandwich, lemonade, orange juice




Trace the rectangles. Find others.





Draw lines in color and say.



Practice: blue, yellow, green, orange, purple







Stick and color.






Draw a line and say.





Paste and say.






 **Good-bye,
Alex!
Thank you!**

 **You're
welcome!**


© Pearson Education, Inc. All rights reserved.



A Party



 **Hello! Let's have a party.**



Look, pizza! Lemonade!



I like pizza!




**I like
lemonade!**



Paste paper on the frame.

Take Turns




Application: Do What's Right



My Pizza

Draw and paste.





Play and say. Stick.

Unit 7
GOOD
JOB!




Assessment





8


Around My Home

Listen and point. Say.





Listen, point, and say. Trace.






Trace the rectangles. Find others.







Match and say.







Stick and color.





Draw a path. Say.



Practice: actions/neighborhood places



Paste and say.





**Thank you, Mother.
We like the park.**

© Pearson Education, Inc. All rights reserved.



At the Park



**Let's go to
the park.**



**Yes!
Yes!**



I like the slide.



Whee!



**Let's go to
the swings!**





**Yes! I like
swings!**

TOYS

FOOD




Trace and say "Hello."

Be Friendly



Our Playground Picture

Draw and paste.





Play and say. Stick.

Unit 8
GOOD
JOB!




Assessment

9

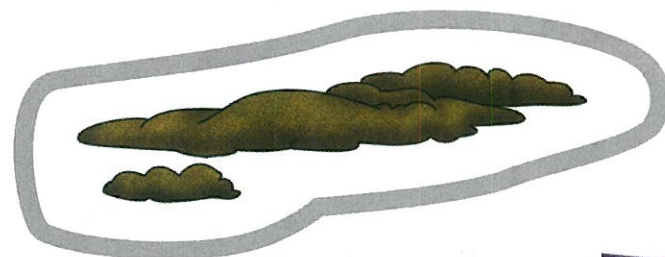




Nature Around Us

Listen and point. Say.







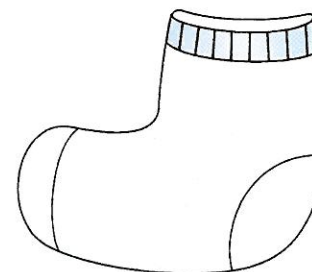



Listen, point, and say. Trace.



Presentation: tree, grass, sun, flower, bugs, dirt








Stick and color.





Trace the lines. Say.




Practice: ladybug, beetle






Paste and say.





© Pearson Education, Inc. All rights reserved.






Enjoy Nature

values



Draw more grass and flowers.



My Ladybug

Color and paste.





Point and say. Stick.

Unit 9
**GOOD
JOB!**



Assessment




Pockets 1 Second Edition Punchouts

Unit 1
Page 8




Unit 2
Page 20



Pockets 1 Second Edition Punchouts

Unit 3
Page 32



Unit 4
Page 44



Pockets 1 Second Edition Punchouts

Unit 5
Page 56



Unit 6
Page 68




Unit 7
Page 80



Pockets 1 Second Edition Punchouts


Unit 8
Page 92

Unit 9
Page 104




Pockets 1, Second Edition – Stickers

Unit 1
Page 6



Unit 2
Page 18



Unit 3
Page 30



Unit 4
Page 42



Unit 5
Page 54



Pockets 1, Second Edition – Stickers


Unit 6
Page 66




Unit 7
Page 78



Unit 8
Page 90



Unit 9
Page 102



Pockets 1, Second Edition – “Good Job!” Stickers



Pockets 1

Second
Edition



Reach into *Pockets, Second Edition*, for a happy, productive English classroom! This popular four-level course for children aged two to five features an easy-to-use, five-step pedagogy that supports language acquisition and skills development.

New to the second edition


- fun hands-on projects
- a values curriculum
- more math content
- dialogue-enhanced assessments
- photographs for a real-life connection
- student CD-ROMs
- new songs and chants
- a Reading and Writing Workbook with Teacher's Notes
- a new level for two-year-olds



Pockets Companion Website
<http://www.pearsonlongman.com/pockets>

Components

- Student Book with CD-ROM (Levels 2 and 3)
- Workbook with Songs and Chants CD
- Reading and Writing Workbook (one for program)
- Interleaved Teacher's Edition
- Class Audio CD
- Large-format Picture Cards
- Large-format Posters
- Teacher's Bonus Pocket (one for program)
- Mascot Puppet
- Video (DVD) with Guide
- Big Book with Teacher's Notes
- Companion Website



After *Pockets*,
move on to *Backpack*!

